

**Complete Scaffolding Solution**

# SCAFFOLDING

**SALES**

**RENTAL SERVICE**

**INSTALLATION**

**TRAINING**




**Complete Scaffolding Solutions**

Mobile : 99796 68855, 97237 09792

E-mail : [info@gujaratscaffolding.com](mailto:info@gujaratscaffolding.com)

Website : [www.gujaratscaffolding.com](http://www.gujaratscaffolding.com)

## Cuplock Ledgers / Horizontals



### STANDARD SIZE OF VERTICAL

Size in Metre	~ Weight
1.00 Mtr. : 2 Cup	04.70 kg
1.50 Mtr. : 3 Cup	06.80 kg
2.00 Mtr. : 4 Cup	09.00 kg
2.50 Mtr. : 5 Cup	11.50 kg
3.00 Mtr. : 6 Cup	13.65 kg

### STANDARD SIZE OF LEDGER

Size in Metre	~ Weight
Ledger 0.5 Mtr.	2.00 kg
Ledger 1.0 Mtr.	3.75 kg
Ledger 1.5 Mtr.	5.46 kg
Ledger 2.0 Mtr.	7.15 kg
Ledger 2.5 Mtr.	8.50 kg

Vertical standards are made out of 40 NB "B" Class tube conform to IS 1161/1239. Pair of cups are provided at 500 mm C/C, but cups at 1000 mm C/C are available on request. Verticals are available in standard size of 3.0m, 2.5m, 2.0m, 1.5m, 1.0m & 0.5m



(1)  
Locate the blade of ledgers into bottom cup



(2)  
Drop down the top cup and rotate



(3)  
Tightening with a hammer



Cuplock Verticals / Standards

## Scaffolding Pipe (GI & MS)

Outer Dia. 48.3 mm (Class A, B, C)



## SCAFFOLDING MOBILE TOWERS

### Aluminium Tower - EN1004

- **Easy of Assembly** - fewer components mean a quicker and simpler build.
- **Safety** - guardrail place before operator ascends the platform.
- **Tower rigidity** - created by positive snap lock action.
- **No Overreaching** - Proper guard rails at every platform avoid person to over reach.
- **Access to ladder** - cross braces can be positioned in the centre tower to give clear access to the ladder.
- BSI EN 1004:2004 Certification & TUV NORD EN 1004:2004 Certification



275 kg  
per platform



950 kg  
per tower

#### TECHNICAL SPECIFICATION

DOUBLE WIDTH 1.45m  
Platform (LxW) : 1.8 x 1.45m, 2.5 x 1.45m  
SINGLE WIDTH 0.85m  
Platform (LxW) : 1.8 x 0.85m, 2.5 x 0.85m



### FRP Tower - EN1004

- Electric Shock Proof non-conductive for use near electrical risks
- Non-corrosive so suitable near chemical hazards
- For use on Railtrack and metro
- Easily transported and assembled like a aluminium mobile tower
- Clean to handle thus perfect for hygiene conscious environments
- Approved for use in Zone 1 critical areas



275 kg  
per platform



950 kg  
per tower

#### TECHNICAL SPECIFICATION

DOUBLE WIDTH 1.45m  
Platform (LxW) : 1.8 x 1.45m  
SINGLE WIDTH 0.85m  
Platform (LxW) : 1.8 x 0.85m



### MS Tower

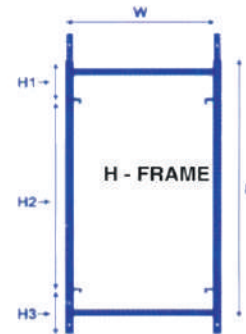
- Caster Wheel with Locking System
- MS Walkway Platform at top of the tower
- H Frame Scaffolding. Consists of rigid welded frames of two verticals and two horizontals.
- The frames are interconnected by scissor cross braces in all bays or alternate bays (for top 20 Meters) of scaffolding through pins welded on frames and locked in position by spring clips.




## H-Frame Scaffold Systems



**H-Frame Size (mm)**  
W900 x 2000 L x 1500 H




## Walkway Planks Platform



GI 1.2 mm Thk. Plank : W400 x H 50 x L 1829 mm.




MS 2 mm Thk. Plank : W 280mm x H 30mm x L 1000mm mm to ...



300 mm x 6,7,8,10,10 feet (25 mm) Square Pipe x 300 mm)

## Toe Guard




W 150mm x 1000 mm to 3000 mm Length

## Adjustable Span



Combination	Available Clear Spans	
	Minimum	Maximum
ESO + ESI	1950	2650
SO + ESI	2650	3650
SO + SI	2650	3650
SO + LI	3150	4400
LO + SI	3150	4900
LO + SI	3150	5400

## Adjustable Props




Outer x Inner (L)	Height
2.00 x 2.00 mtr.	3.75
2.00 x 2.50 mtr.	4.75
2.00 x 3.00 mtr.	5.75
2.50 x 2.50 mtr.	6.00
2.50 x 3.00 mtr.	7.25

## Adjustable Base U Jack

Available in Solid & Hollow Pipe

- 350 mm
  - 450 mm
  - 600 mm
- as per requirement



## Shuttering Plate



## Stair Case



## Ladder



**Scaffolding / Shuttering Accessories**



Coupler Forged Fix



Coupler Forged Swivel



Coupler Sheet Metal Fix



Coupler Sheet Metal Swivel



Board Retaining Coupler



Joint Pin




Sleeve Coupler



Spigot Pin



Leader Box Clamp



Girder Coupler



Base Plate



Putlog Coupler



Ladder J Clamp



Top & Bottom Cup



Ledger Blade

## Scaffolding / Shuttering Accessories



Tie Rod



Anchor Nut



Wing Nut



Gogo Nut



Water Stopper



Shuttering Clamp (Shikanja)



Waller Plate



Rapid Clamp



Prop Sleeve



Prop & Jack Nut



Caster Wheel



Single Clamp



Gogo Machine

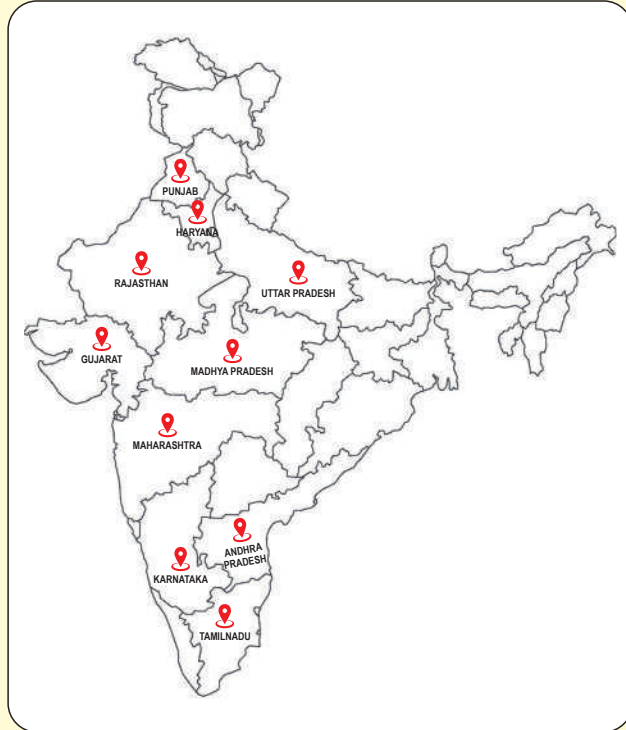


Rebar Cap



Pipe End Cap

## OUR NETWORK



## GROUP OF COMPANIES



**Complete Scraffolding Solution**  
(Sales/Hiring/Installation)

E-mail : [info@gujaratscaffolding.com](mailto:info@gujaratscaffolding.com)  
website : [www.gujaratscaffolding.com](http://www.gujaratscaffolding.com)



An ISO 9001-2008 Certified Company

**All types of Safety Items**  
**Manufacturers & Distributers**

E-mail : [info@gujaratsafety.com](mailto:info@gujaratsafety.com) • website : [gujaratsafety.com](http://gujaratsafety.com)



**Fire Fighting Projects, Refilling Fire Extinguisher**  
**Alarm System & Maintenance Contract**

E-mail : [info@gujaratfiresystems.com](mailto:info@gujaratfiresystems.com) • website : [gujaratfiresystems.com](http://gujaratfiresystems.com)



**All type of Welding, Hardware, Power Tools**

E-mail : [sales@safeenterprise.in](mailto:sales@safeenterprise.in) • website : [safeenterprise.in](http://safeenterprise.in)

### **Head Office : Bharuch**

Shed No. 2, Plot No. 51, G.I.D.C. Phase-1, Avsar Chokdi, Nr. Water Tank, G.I.D.C., Bharuch - 392015. (Gujarat)  
Ph. : 02642-248907, Mobile : 99796 68855, 97237 09792, E-mail : [info@gujaratscaffolding.com](mailto:info@gujaratscaffolding.com)

### **Branch Office : Ahmedabad**

A-15, Patel Estate, Opp. Ratandeeep Hotel, Sarkhej Sanand Road, Sarkhej, Ahmedabad - 382210. (Gujarat)  
Mobile : 99796 68855, 97237 09792, E-mail : [info@gujaratscaffolding.com](mailto:info@gujaratscaffolding.com)

**website : [www.gujaratscaffolding.com](http://www.gujaratscaffolding.com)**